

A photograph of two hikers standing on the rocky, snow-dusted summit of Mount Kilimanjaro. They are positioned on either side of a large wooden signpost. The hiker on the left is wearing a tan jacket and a pink skirt, while the hiker on the right is wearing a red jacket and dark pants. The signpost has several wooden planks with text and a map. The background shows a vast, clear sky and the horizon.

CLIMING KILIMANJARO VIA LEMOSHU ROUTE

8 Days / 7 Nights

Climbing Kilimanjaro via Lemosho Route

Duration: 8 Days / 7 Nights

Type: Private Safari

Main Focus: Adventure

Country: Tanzania

acclimatisationSummit [Mount Kilimanjaro](#) (5,895 m) via the scenic and less-crowded Lemosho Route. This 8-day private trek boasts a high summit success rate (over 98%) and superb acclimatization profile. Starting at Lemosho Gate on the western side, the journey traverses lush rainforests, moorlands, alpine deserts, and glacial zones, culminating at Uhuru Peak. The descent via the Mweka Route offers breathtaking views of Kilimanjaro's diverse landscapes. Designed for climbers new to high altitudes, this eco-conscious, fully carbon-offset adventure includes premium camping, expert guides, and community support, making for an unforgettable ascent.

DESTINATIONS



Kilimanjaro National Park



Arusha Town



**Kilimanjaro International
Airport JRO**

DAY-BY-DAY ITINERARY

Day 1: Arrival in Arusha

Upon arriving at Kilimanjaro International Airport, you will be greeted by a Kilisherpas Travel representative and transferred privately to your hotel in Arusha. This day is dedicated to resting and acclimatizing after your journey. In the evening or early the next morning, you will attend a comprehensive pre-climb briefing. During this session, your guides will go over the details of the Lemosho Route, safety protocols, gear requirements, and answer any questions. This is a great opportunity to prepare mentally and physically for the adventure ahead. You will enjoy your first night at the comfortable Gold Crest Hotel, nestled in Arusha.

DESTINATION

Arusha Town



ACCOMMODATION

Gold Crest Hotel



Day 2: Lemosho Gate to Mti Mkubwa Camp

After breakfast, you'll be transferred from your hotel to Lemosho Gate, located at 2,360 meters (7,742 feet). The registration process begins here, and your porters will pack supplies as you prepare to start your ascent. The trek begins through a lush rainforest teeming with vibrant birdlife, colobus monkeys, and antelope. The walk takes approximately four hours, covering about 6 km (4 miles), leading you to Mti Mkubwa Camp. Surrounded by jungle serenity, you'll settle into your tents, enjoy your first night in the mountains, and savor a full-board meal.

DESTINATION

Kilimanjaro National Park



ACCOMMODATION

Big Tree Camp




Day 3: Mti Mkubwa Camp to Shira 1 Camp

Today, your journey continues eastward across the breathtaking Shira Plateau. The trail offers spectacular views of moorlands and the iconic Shira Cathedral. As you trek for roughly six hours over 8 km (5 miles), you'll pass through varied landscapes and enjoy the fresh mountain air. Upon reaching Shira 1 Camp at 3,500 meters (11,483 feet), you'll be surrounded by panoramic vistas of glaciers and the Western Breach. Temperatures may drop significantly, so be prepared for the cold night in your tent.

DESTINATION

Kilimanjaro National Park



ACCOMMODATION

Shira 1 Camp



Day 4: Shira 1 Camp to Moir Huts

Leaving the moorland zone behind, you ascend into the high-altitude Shira Caldera, crossing rugged terrain and moorlands. The trail steepens, and you'll enjoy breathtaking views of Arrow Glacier and Kilimanjaro's western slopes. Today's trek lasts approximately seven hours over 10 km (6 miles), culminating at Moir Huts at 4,200 meters (13,780 feet). The environment becomes more arid and rocky, and you'll settle into your tents for the night, preparing for the higher elevations to come.

DESTINATION

Kilimanjaro National Park



ACCOMMODATION

Moir Huts



Day 5: Moir Huts to Barranco Camp via Lava Tower

This challenging but rewarding day involves a significant climb to Lava Tower at 4,600 meters (15,092 feet), providing vital acclimatization. After a hearty lunch at Lava Tower, you'll descend about 650 meters to Barranco Camp at 3,950 meters (12,959 feet), located beneath the dramatic Great Barranco Wall. This "walk high, sleep low" strategy helps your body adjust to high altitudes. The day offers stunning scenery and numerous photo opportunities of glaciers and rugged terrain.


DESTINATION

Kilimanjaro National Park



ACCOMMODATION

Barranco Camp



Day 6: Barranco Camp to Karanga Camp

Today features an exciting scramble up the iconic Great Barranco Wall, a highlight for many climbers. After conquering the wall, you'll traverse scree slopes and descend into the Karanga Valley, reaching 4,210 meters (13,812 feet). This shorter day, lasting around four hours over 4 km (2 miles), helps with acclimatization while offering spectacular views of glaciers and mountain terrain. You'll spend the night at Karanga Camp, resting well for the final ascent.

DESTINATION

Kilimanjaro National Park



ACCOMMODATION

Karanga Camp



Day 7: Karanga Camp to Barafu Camp

From Karanga Camp, you'll trek to the junction with the Mweka trail and then ascend to Barafu Camp at 4,600 meters (15,092 feet). This section marks the beginning of the final push to the summit. The trail provides incredible views of Mawenzi and Kibo Peaks as you complete the Southern Circuit. You can opt to upgrade to Kosovo Camp for an additional \$100, increasing your chances of summit success. Rest early and prepare for the nocturnal climb, as you'll set out around midnight for the summit attempt.

DESTINATION

Kilimanjaro National Park



ACCOMMODATION

Barafu Camp



Day 8: Summit Night – Barafu Camp to Uhuru Peak & Descent to Mweka Camp

In the early hours, you'll wake at 11:30 PM, enjoy a light snack, and begin your ascent in the dark. The climb involves traversing scree and snow, reaching Stella Point at 5,732 meters (18,813 feet), then continuing to the summit at Uhuru Peak at 5,895 meters (19,341 feet). If the weather cooperates, you'll experience a stunning sunrise from Africa's highest point and take memorable photos. After summiting, you'll descend back to Barafu Camp for a quick rest and lunch, then continue down through the rainforest to Mweka Camp at 3,100 meters (10,170 feet), where you'll sleep comfortably after a long, rewarding day.

DESTINATION

Kilimanjaro National Park



ACCOMMODATION

Mweka Camp



Day 9: Mweka Camp to Mweka Gate & Arusha

After breakfast, you will begin the descent through lush rainforest, arriving at Mweka Gate in about four hours. Here, you'll receive your Kilimanjaro summit certificate, commemorating your achievement. A private transfer will take you back to Gold Crest Hotel in Arusha, where you can enjoy a refreshing shower and celebrate your success with your fellow climbers. This evening is perfect for relaxing and sharing stories of your incredible journey.

DESTINATION

Arusha Town



ACCOMMODATION

Gold Crest Hotel




Day 10: Departure from Arusha

onwards Following breakfast, you will be transferred privately to Kilimanjaro International Airport (JRO) for your onward journey. If you wish, Kilisherpas Travel can assist in arranging safaris or Zanzibar trips to extend your Tanzanian adventure.

DESTINATION

Kilimanjaro International Airport JRO



ACCOMMODATION

No Accommodation

WHAT'S INCLUDED & EXCLUDED

Included

- ✓ Complimentary meet and greet at Kilimanjaro International Airport (JRO)
- ✓ Private transfers between JRO and hotel, and hotel to Lemosho Gate/Mweka Gate
- ✓ 2 nights' accommodation at Gold Crest Hotel in Arusha (pre- and post-climb)
- ✓ Kilimanjaro National Park gate fees, camping fees, and climbing permits
- ✓ Rescue fees (Kilimanjaro Rescue Team)
- ✓ Qualified chief guide, assistant guides, porters, and cook
- ✓ Salaries for mountain crew per KINAPA guidelines
- ✓ 3 liters of mineral water (Day 1) and 3 liters of purified water daily (from Day 2)
- ✓ Hot lunch at lunch stops with tables, chairs, and mess tent (except Day 1, packed lunch)
- ✓ Superior camping equipment (tents, sleeping mats, camp chairs, tables, mess tent)
- ✓ Emergency oxygen and pulse oximeter for twice-daily health checks
- ✓ Water for daily washing
- ✓ Kilimanjaro National Park certificate for successful summit attempt
- ✓ Porter to carry duffel bag (max 15kg/32 lbs) between camps

Excluded

- ✗ Airport transfers.
- ✗ Flights and airport taxes
- ✗ Entry visa for Tanzania (\$50 for most nationalities, \$100 for USA passport holders)
- ✗ Vaccinations (yellow fever if traveling via an infected country; Meningitis, Hepatitis A optional)
- ✗ Personal items (souvenirs, additional snacks).
- ✗ Compulsory tips for guides, porters, cooks (\$350-\$500 per hiker, varies by group size/route)
- ✗ Trekking gear
- ✗ Private portable toilet (\$150 extra per group)
- ✗ Optional Kosovo Camp stay (\$118 extra, 98% summit success rate)
- ✗ Optional live tracking service (additional cost, subject to availability)
- ✗ Meals and drinks not specified

PRICING INFORMATION

All prices are per person in USD and may vary based on season and group size.

Low Season

April 1 - May 31

GROUP SIZE	SOLO	2 PAX	3 PAX	4 PAX	5 PAX	6+ PAX
8-day	\$2,695	\$2,500	\$2,450	\$2,350	\$2,300	\$2,250

Mid Season

March 1 - March 31, November 1 - December 15

GROUP SIZE	SOLO	2 PAX	3 PAX	4 PAX	5 PAX	6+ PAX
8-day	\$2,695	\$2,500	\$2,450	\$2,350	\$2,300	\$2,250

High Season

June 1 - October 31, December 16 - February 28

GROUP SIZE	SOLO	2 PAX	3 PAX	4 PAX	5 PAX	6+ PAX
8-day	\$2,695	\$2,500	\$2,450	\$2,350	\$2,300	\$2,250

Group Discount: The more travelers, the lower the price per person. Perfect for families and groups!